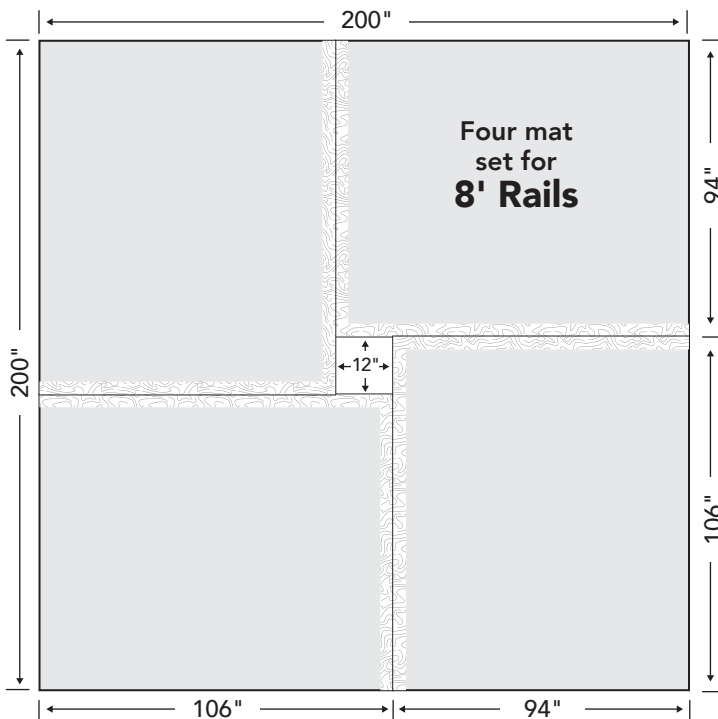
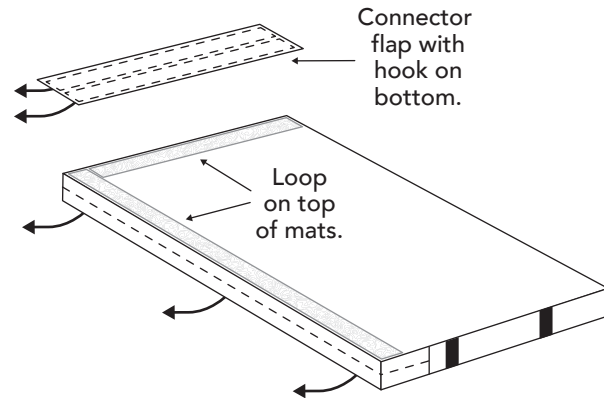
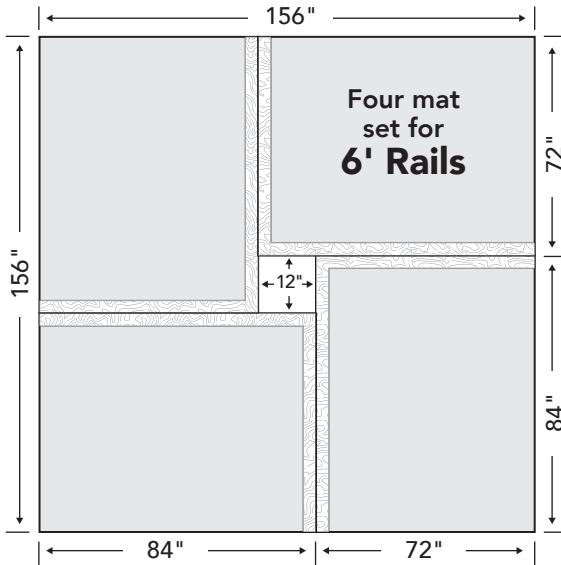


Quad Bar Mat Layout for 6' and 8' Rails



TO ASSEMBLE
Position the four mats with placement of loop on top of mats as illustrated. Use provided connector flaps to connect four mat system.

⚠ IMPORTANT CONSUMER PRODUCT HAZARD WARNING — PLEASE READ!

Serious injury (including paralysis or death) could result from any activity involving motion, rotation, and/or height. All users of this equipment assume the risk of serious injury. Mats, pits, and padding cannot and do not eliminate hazards. This product should be used ONLY by properly trained and qualified participants under the supervision of a trained professional instructor. Do not allow use without proper supervision. Do not use a mat with tears, evidence of flattening, and/or other defects. Do not use apparatus with damaged, worn, and/or missing parts. Check for proper positioning of mats and apparatus before each use. Replace this label if it becomes damaged or illegible. This is not a toy.